



Micro Commercial Components

Micro Commercial Components  
20736 Marilla Street Chatsworth  
CA 91311  
Phone: (818) 701-4933  
Fax: (818) 701-4939

# MMSTA92

## Features

- Epitaxial Planar Die Construction
- Ideal for Medium Power Amplification and Switching
- Ultra-small surface mount package
- Marking:K3R
- Case Material: Molded Plastic. UL Flammability Classification Rating 94V-0 and MSL Rating 1

## Maximum Ratings

Symbol	Rating	Rating	Unit
$V_{CEO}$	Collector-Emitter Voltage	300	V
$V_{CBO}$	Collector-Base Voltage	300	V
$V_{EBO}$	Emitter-Base Voltage	5.0	V
$I_C$	Collector Current-Continuous <sup>(1) (3)</sup>	100	mA
$P_C$	Power dissipation <sup>(1)</sup>	200	mW
$T_J$	Junction Temperature	-55 to +150	°C
$T_{STG}$	Storage Temperature	-55 to +150	°C

## Electrical Characteristics @ 25°C Unless Otherwise Specified

Symbol	Parameter	Min	Max	Units
--------	-----------	-----	-----	-------

### OFF CHARACTERISTICS

$V_{(BR)CEO}$	Collector-Emitter Breakdown Voltage ( $I_C=1.0mA$ , $I_B=0$ )	300	---	Vdc
$V_{(BR)CBO}$	Collector-Base Breakdown Voltage ( $I_C=100\mu A$ , $I_E=0$ )	300	---	Vdc
$V_{(BR)EBO}$	Collector-Emitter Breakdown Voltage ( $I_E=100\mu A$ , $I_C=0$ )	5.0	---	Vdc
$I_{CBO}$	Collector-Base Cutoff Current ( $V_{CB}=200V$ , $I_E=0$ )	---	250	nAdc
$I_{EBO}$	Emitter-Base Cutoff Current ( $V_{CE}=3.0V$ , $I_C=0$ )	---	100	nAdc

### ON CHARACTERISTICS<sup>(2)</sup>

$h_{FE}$	DC Current Gain ( $I_C=1.0mA$ , $V_{CE}=10V$ ) ( $I_C=10mA$ , $V_{CE}=10V$ ) ( $I_C=30mA$ , $V_{CE}=10V$ )	25 40 25	---	---
$V_{CE(sat)}$	Collector-Emitter Saturation Voltage ( $I_C=20mA$ , $I_B=2.0mA$ )	---	0.5	Vdc
$V_{BE(sat)}$	Base-Emitter Saturation Voltage ( $I_C=20mA$ , $I_B=2.0mA$ )	---	0.9	Vdc

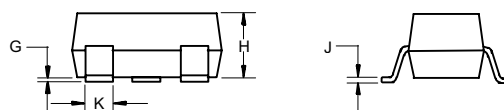
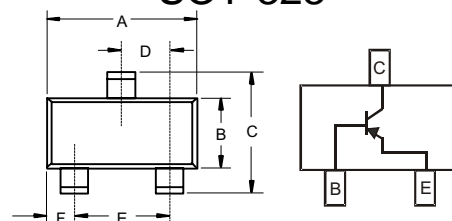
### SMALL SIGNAL CHARACTERISTICS

$f_T$	Current-Gain-Bandwidth Product ( $V_{CE}=20V$ , $f=100MHz$ , $I_C=10mA$ )	50	---	MHz
$C_{CB}$	Collector-Base Capacitance ( $V_{CB}=20V$ , $f=1.0MHz$ , $I_E=0$ )	---	6.0	pF

- Note: 1. Valid provided that terminals are kept at ambient temperature.  
2. Pulse test: Pulse width<300us, duty cycle<2%  
3. When operated within safe operating area constraints.

## PNP Small Signal Transistors

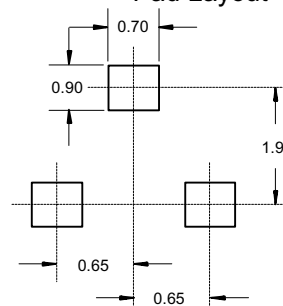
### SOT-323



#### DIMENSIONS

DIM	INCHES		MM		NOTE
	MIN	MAX	MIN	MAX	
A	.071	.087	1.80	2.20	
B	.045	.053	1.15	1.35	
C	.079	.087	2.00	2.20	
D	.026 Nominal		0.65Nominal		
E	.047	.055	1.20	1.40	
F	.012	.016	.30	.40	
G	.000	.004	.000	.100	
H	.035	.039	.90	1.00	
J	.004	.010	.100	.250	
K	.012	.016	.30	.40	

### Suggested Solder Pad Layout





Micro Commercial Components

## Ordering Information

Device	Packing
(Part Number)-TP	Tape&Reel;3Kpcs/Reel

**\*\*\*IMPORTANT NOTICE\*\*\***

*Micro Commercial Components Corp.* reserves the right to make changes without further notice to any product herein to make corrections, modifications, enhancements, improvements, or other changes. *Micro Commercial Components Corp.* does not assume any liability arising out of the application or use of any product described herein; neither does it convey any license under its patent rights, nor the rights of others. The user of products in such applications shall assume all risks of such use and will agree to hold *Micro Commercial Components Corp.* and all the companies whose products are represented on our website, harmless against all damages.

**\*\*\*APPLICATIONS DISCLAIMER\*\*\***

Products offer by *Micro Commercial Components Corp.* are not intended for use in Medical, Aerospace or Military Applications.